

Open Access Licence to Publish Agreement (CC BY Licence)

Manuscript Information

Journal:

Manuscript Title:

Manuscript Number:

- in the following referred to as “Contribution”

Authors:

Corresponding author’s
contact data:

- Full legal name
- Country of residence
- Affiliation
- ORCID, if applicable

Corresponding author’s
e-mail address:

- in the following referred to as “Contributor”

Contact at the publisher:

E-mail address at
the publisher:

Dear Author,

Please

- read this form carefully,
- check all manuscript information,
- sign this form with your digital signature and
- reply directly to the e-mail with which you received this document and leave the subject unchanged.



Thank you very much in advance!

Where a Contribution has more than one author, the corresponding lead author (“Corresponding author”) must obtain written permission from all other authors to execute this Licence to Publish below on behalf of themselves and all other others.

Where a Contribution is written in the course of an employment, as a work for hire, the publication of the Contribution is subject to the employer agreeing to the terms of this Open Access Licence to Publish Agreement by additionally executing it in the space provided below.

Rights, Terms and Conditions

The Contributor’s consent to the following terms and conditions for the Open Access Licence to Publish, also on behalf of the other authors (if several authors contribute to the manuscript), and the signing of this Open Access Licence to Publish Agreement is a necessary requirement for the publication of the Contribution.

1. The Contribution shall be published and made open access under the terms of a CC BY Licence (Creative Commons – Attribution 4.0 International – CC BY 4.0). This licence means that anyone may freely use, adapt, redistribute and reproduce the material in any medium or format, even commercially, provided that the Contributor(s) and the Contribution as the source are acknowledged, a link to the Open Access Licence is provided and any modifications of the material are indicated. For more Information on our Open Access Program please visit <https://open.thieme.com>.
2. Without prejudice to the terms and conditions of this Open Access Licence to Publish Agreement, you as the Contributor or, if applicable your employer, will retain all proprietary Intellectual Property rights in the Contribution, as well as in any process, procedure or article of manufacture described therein.
By executing this Open Access Licence to Publish Agreement, the Contributor, and if applicable, the Contributor’s employer, grants to the Publisher on a **non-exclusive basis** all rights necessary with regard to the editorial process and publishing service, in connection with the reproduction and distribution of the Contribution in the Journal and all subsequent versions, and making it available to the public. Your work will be credited as © The Author(s).
The Publisher is entitled, but not obliged, to use the aforesaid rights and may adapt the Contribution for these uses. The Publisher will take your and your co-authors’ legitimate interests into account in this respect.
3. Publication is subject to an article processing charge which is, unless the Contribution is published as part of a prior Agreement between Thieme and your institution or funder, payable by you prior to publication. In case of a retraction (prior to publication) this Agreement will be null and void and no Article Processing Charge shall be due.



<https://creativecommons.org/licenses/by/4.0/>

Duties of care

Product liability laws set high standards for your duty of care as the author of a scientific manuscript. This is especially the case when you give therapeutic information and/or specify drug doses. Therefore, please check this information carefully in the typeset page-proofs of your article. Your task will be much easier if you have the information counterchecked – depending on the sensitivity of the information within the article – by specialist colleagues. Only you, as the author, have the specialist knowledge to be able to assess the accuracy of the information.

Contributor’s Declaration

I/we have taken due care to ensure the integrity of the Contribution and note of the information on the duties of care under product liability law; I agree to the terms of publication and to granting Thieme the Open Access Licence to Publish in accordance with the foregoing sections “Rights, Terms and Conditions” also on behalf of the other authors (if several authors have contributed to the article). I declare that I have informed my co-authors of the terms and conditions of this Open Access Licence to Publish Agreement and am authorized by my co-authors to sign on their behalf.

I/we am/are the sole author(s) of the Contribution and have full power, authority and capability to enter into this Open Access Licence to Publish Agreement and in granting the rights stipulated herein I/we am/are not in breach of any other obligation.

I warrant on behalf of myself and my co-authors, if any, that the Contribution is an original work and has not been previously published, is not under consideration by any other journal and I declare that no third party rights, including but not limited to copyrights, privacy rights or non-disclosure obligations, will be infringed through the publication. All individuals named as further authors of the Contribution actually have contributed to this work and all Contributors have been named in the Contributing Author(s) Statement . Any material contained in the manuscript (including illustrations, tables, or other material) from third-party sources will be identified as such through citation, indicating the source. For re-use of copyrighted third party material, such as excerpts, illustrations, images or tables, I have obtained the appropriate copyright permission in line with the “[Author Guidelines](#)” from the rightsowner concerned, and for use of any material subject to privacy rights I have obtained consent to use from the person concerned. I shall disclose any possible conflict of interest for myself and all other authors of the Contribution, if any, in the attached Conflict of Interest Statement.

I have read and understood the terms and conditions of the CC BY Licence and I agree also on behalf of the other authors (if several authors have contributed to the article) **that the article will be published under such a licence.**

Should one of the foregoing regulations be or become invalid in whole or in part this shall not affect the validity of the other provisions. Any invalid provision shall be replaced by a regulation that comes as close as possible to the purpose of the invalid provision in economic terms, insofar as legally permissible. This article is ready to be published after the execution of the corrections indicated by me.

Please check one of the boxes below for the appropriate scenario:

Contributor-owned work

A contribution prepared by a **U.S. federal government** employee as part of his/her official duties, or which is an official U.S. Government publication, i.e. a “U.S. Government work”, and is in the public domain in the United States

A contribution prepared by an employee of a **UK government** department, agency or other Crown body as part of his/her official duties, or which is an official government publication, which must be made available under the terms of the Open Government Licence as U.K. Government work (Crown Copyright)

Company/private institution owned work (Work made for hire in the course of employment) – please provide name of company/private institution and authorized signature of representative of employer:

Name of Company/private Institution

Date Authorized Signature of Representative of Employer

Other / multiple of the above – please give further details including non-digital signatures by authorized representatives of employer if companies/private institutions are involved:

I, as Contributor, agree to the Open Access Licence to Publish Agreement as shown above, consent to its execution and delivery electronically and agree that an electronic signature shall be given the same legal force as a handwritten signature, and have obtained written permission from all other authors to execute this Agreement on their behalf.

Date Signature of Contributor



Instructions for Authors



Digital signature

Instructions for Author Corrections

Dear Author,

Many thanks for choosing to publish your manuscript with us! The reviewing of the typeset article by yourself is one of the last steps before publication, and we now ask for your approval to proceed with publication.

The manuscript has been prepared for publication by our copy-editors and typeset into the journal layout. Suggested changes, new formulations, deletions or restructuring of the text, if they are significant, along with questions to you are marked with a square (■). Please consider carefully whether the changes made are suitable and are correct and respond to each question within the pdf proof. Please also check that the images have been reproduced correctly when incorporated into the layout (please note that the resolution will be higher in the print version).

During the editorial process your article has been reviewed, and (if applicable) dosages outlined in the text were scrutinized. However, only you, as the author, have the expertise to assess the accuracy and validity of the information within the text. The responsibility for the accuracy rests solely with you.

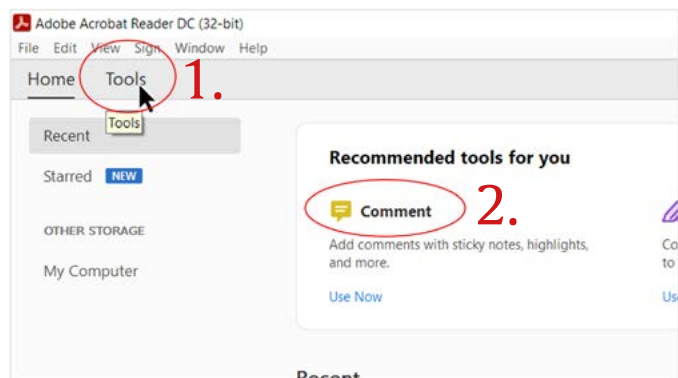
We ask that you return corrections in the following way:

To prevent misunderstandings and errors due to readability of handwriting, please make any necessary changes in the PDF document using the following edit functions in Adobe Acrobat Reader DC (freeware) or Adobe Acrobat Pro DC and Adobe Acrobat Pro (full version):

Activating the comment function

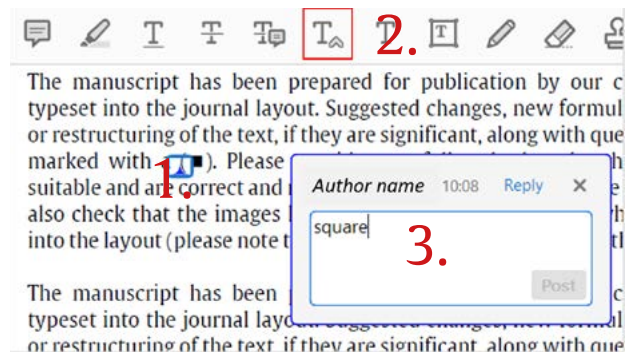
Adobe Acrobat:

1. Tools
2. Comment



Function: **Inserting** text at the cursor location

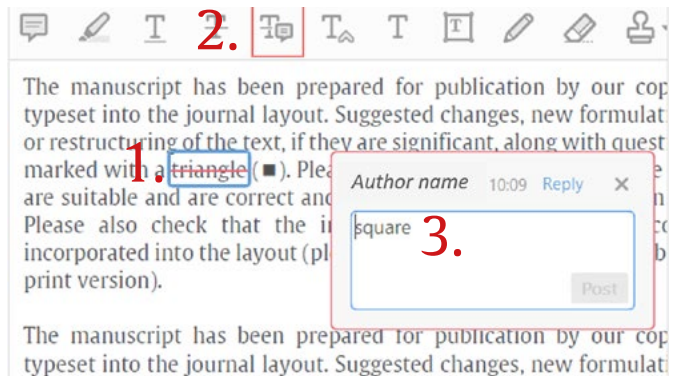
1. Move cursor to the desired location
2. Click on button “Insert text at cursor”
3. Enter the desired text in the pop-up note box



Instructions for Author Corrections

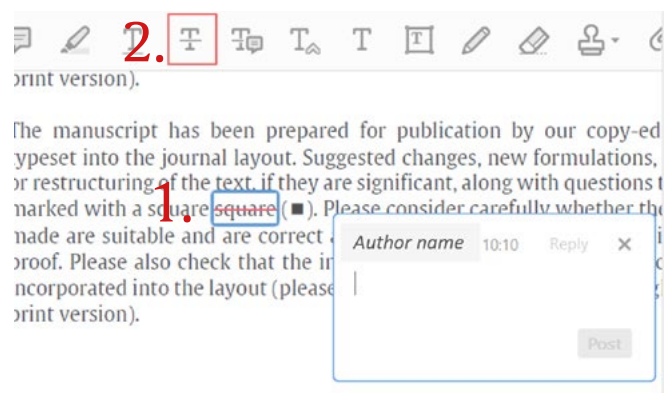
Function: **Replacing** text

1. Highlight text to be replaced
2. Click on button “Add note to replace text”
3. Enter new text in the pop-up note box



Function: **Crossing out (Deleting)** text

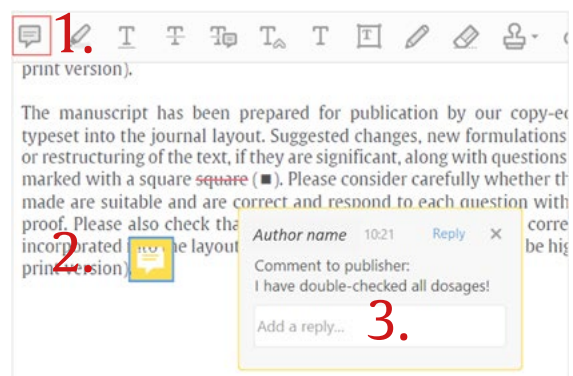
1. Highlight text to be deleted
2. Click on button “Strikethrough text”



Function: **Adding a sticky note / comment**

1. Click on button “Add sticky note”
2. Click where you want to place the note in the text
3. Enter comments in the pop-up note box

Please never use this function for text corrections!



Please do not use the Note, Text comment and “Edit Text and Images” function as they will cause technical problems and may cause serious delay in the publication process.

You should return the PDF with the marked corrections by e-mail to your contact at the publishers.

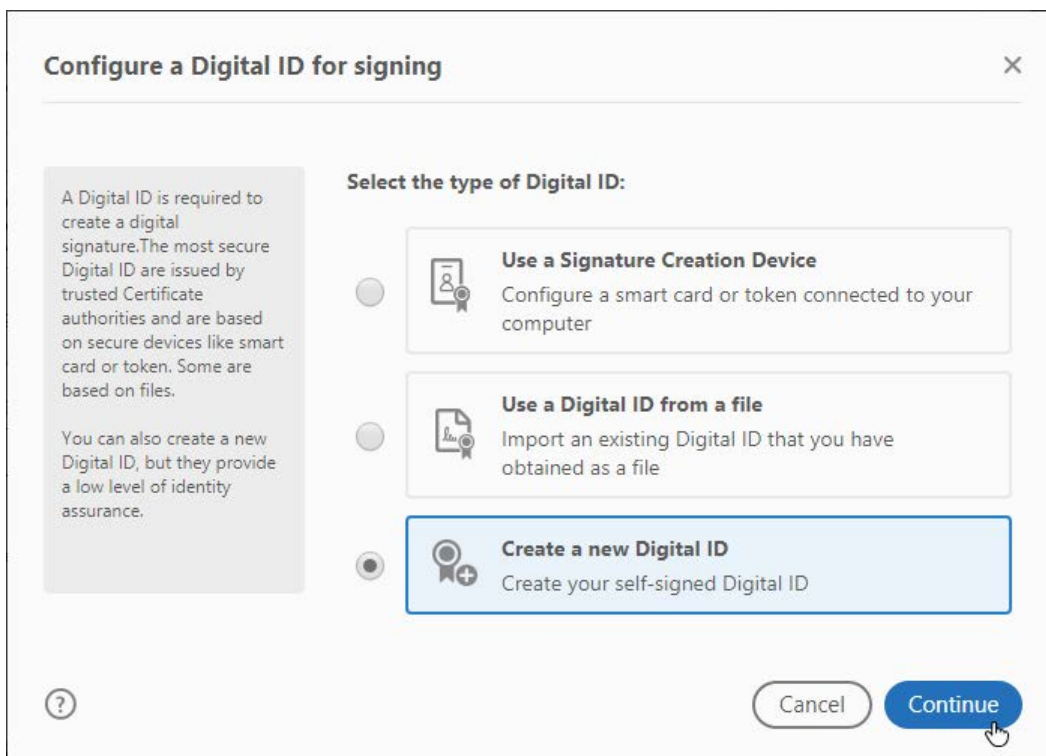
How to Set Up a Digital Signature in Adobe Reader or Adobe Acrobat

Please note: depending on the version of the Adobe program, the depiction of the dialog boxes and the wording can vary. The following screenshots were taken from Adobe Acrobat Reader DC.

To begin the digital ID setup process simply click in the appropriate signature field. Select “Configure Digital ID”.



In the following dialog box, please select “Create a new Digital ID” and click Continue.



Specify where you are going to store the digital ID – select “Save to File” and click Continue.

Select the destination of the new Digital ID

Digital IDs are typically issued by trusted providers that assure the validity of the identity. Self-signed Digital ID may not provide the same level of assurance and may not be accepted in some use cases.

Consult with your recipients if this is an acceptable form of authentication.

Save to File
Save the Digital ID to a file in your computer

Save to Windows Certificate Store
Save the Digital ID to Windows Certificate Store to be shared with other applications

[?](#) [Back](#) [Continue](#)

Type in your personal information (name, organization unit, organization name and email address, country) in all fields and click Continue.

Create a self-signed Digital ID

Enter the identity information to be used for creating the self-signed Digital ID.

Digital IDs that are self-signed by individuals do not provide the assurance that the identity information is valid. For this reason they may not be accepted in some use cases.

Name: Hans Mustermann

Organizational Unit: *Enter Organizational Unit...*

Organization Name: *Enter Organization Name...*

Email Address: Hans.Mustermann@thieme.de

Country/Region: US - UNITED STATES

Key Algorithm: 2048-bit RSA

Use Digital ID for: Digital Signatures and Data Encryption

[?](#) [Back](#) [Continue](#)

Enter a file location for your new Digital ID file – either use the default location or enter a different location if you prefer. Then create and enter a password for the ID into both password fields and click Save.

Save the self-signed Digital ID to a file ✕

Add a password to protect the private key of the Digital ID. You will need this password again to use the Digital ID for signing.

Save the Digital ID file in a known location so that you can copy or backup it.

Your Digital ID will be saved at the following location :

C:\Users_Username_\AppData\Roaming\Adobe\Acrob Browse

Apply a password to protect the Digital ID:

.....

Confirm the password:

.....|

? Back Save